






















# Short-term forecast



























## Today




Nov 21, 2019





			 °F	 %	 inHg	 mph	 in/h	 °F
5 PM		Partly Cloudy	74.6	66	29.93	6.0 	0.00	74.9
6 PM		Partly Cloudy	72.8	68	29.93	5.8 	0.00	73.0
7 PM		Partly Cloudy	71.5	73	29.94	6.2 	0.00	71.8
8 PM		Partly Cloudy	70.9	84	29.96	9.3 	0.00	71.6
9 PM		Mostly Cloudy	70.6	91	29.96	11.1 	0.00	71.6
10 PM		Mostly Cloudy	70.5	89	29.96	11.3 	0.00	71.5
11 PM		Mostly Cloudy	70.5	88	29.96	11.1 	0.00	71.3

# Tomorrow














Nov 22, 2019

			 °F	 %	 inHg	 mph	 in/h	 °F
12 AM	 Mostly Cloudy		68.9	91	29.94	11.0 ▲	0.00	69.8
1 AM	 Mostly Cloudy		68.6	91	29.93	10.4 ▲	0.00	69.4
2 AM	 Mostly Cloudy		68.6	90	29.92	9.6 ▲	0.00	69.4
3 AM	 Mostly Cloudy		68.6	90	29.91	8.5 ◀	0.00	69.4
4 AM	 Mostly Cloudy		68.3	91	29.91	7.0 ◀	0.01	69.1
5 AM	 Overcast		67.7	92	29.92	6.2 ▼	0.01	68.4
6 AM	 Overcast		66.8	91	29.94	6.1 ▼	0.02	67.4
7 AM	 Overcast		65.9	94	29.95	6.4 ▼	0.01	66.6
8 AM	 Possible Drizzle		63.2	99	29.96	8.5 ▶	0.01	63.8
9 AM	 Overcast		60.9	100	29.98	9.9 ◀	0.01	61.5
10 AM	 Overcast		59.5	100	29.98	10.0 ▼	0.01	60.1
11 AM	 Overcast		58.4	100	29.99	9.5 ◀	0.01	59.0
12 PM	 Overcast		57.6	100	29.99	9.1 ▼	0.02	58.2
1 PM	 Overcast		56.5	100	29.98	9.6 ▼	0.02	57.1
2 PM	 Possible Light Rain		55.5	100	29.96	10.2 ▼	0.02	55.9
3 PM	 Overcast		55.2	100	29.94	10.7 ▼	0.01	55.2
4 PM	 Overcast		54.6	97	29.96	10.8 ▼	0.01	54.6
5 PM	 Overcast		53.9	95	29.98	10.6 ▼	0.00	53.9
6 PM	 Overcast		53.1	94	30.00	10.6 ▼	0.00	53.1
7 PM	 Overcast		51.8	93	30.01	11.1 ▼	0.00	51.8

 °F
  %
  inHg
  mph
  in/h
  °F

8 PM		Overcast	50.3	91	30.02	11.6 ▼	0.00	50.3
9 PM		Overcast	49.0	89	30.03	12.0 ▼	0.00	44.2
10 PM		Overcast	48.2	87	30.04	12.0 ▼	0.00	43.2
11 PM		Overcast	47.6	86	30.05	11.8 ▼	0.00	42.5








## Long-term forecast

		 °F	 %	 inHg	 mph	 in/h
Thu	 Light rain in the morning.	79.3 / 61.8	83	29.97	8.4	▶ 0.00
Fri	 Light rain in the morning and afternoon.	69.4 / 46.6	94	29.97	9.7	▲ 0.01
Sat	 Clear throughout the day.	58.1 / 39.5	76	30.09	8.6	▲ 0.00
Sun	 Clear throughout the day.	63.0 / 35.6	72	30.03	5.4	▼ 0.00
Mon	 Partly cloudy throughout the day.	73.3 / 44.1	79	29.77	9.8	▲ 0.00
Tue	 Overcast throughout the day.	74.8 / 61.9	73	29.81	12.2	▲ 0.00
Wed	 Mostly cloudy throughout the day.	72.3 / 58.9	70	30.09	11.6	▼ 0.00
Thu	 Overcast throughout the day.	78.8 / 61.3	80	30.13	8.3	▶ 0.00



































## Station averages

	 °F	 %	 inHg	 mph	 in/h	 °F
20 Nov	68.9 / 48.1	76.6	30.08	0.6	0.00	69.7 / 47.5
21 Nov	65.9 / 52.6	80.7	30.09	0.8	0.07	67.2 / 52.9
22 Nov	59.2 / 45.4	80.1	30.14	0.7	0.39	58.0 / 43.7
23 Nov	62.3 / 46.8	77.8	30.11	0.7	0.04	60.9 / 45.8
24 Nov	61.0 / 43.7	70.9	30.10	0.8	0.02	58.1 / 41.7
25 Nov	60.5 / 44.3	77.1	30.06	1.4	0.11	58.3 / 42.3
26 Nov	60.4 / 46.8	75.3	30.12	1.4	0.16	58.9 / 44.8
27 Nov	59.5 / 42.4	69.3	30.20	0.8	0.02	56.5 / 39.8
28 Nov	59.6 / 39.7	76.0	30.11	0.8	0.25	57.6 / 37.1

## Station extremes

	 °F	 %	 inHg	 mph	 mph	 in/h	 °F
20 Nov	<b>81.2</b> 2011	<b>99.0</b> 2017	<b>30.47</b> 2008	<b>7.2</b> 2017	<b>16.0</b> 2008	<b>0.03</b> 2014	<b>88.3</b> 2011
	<b>31.6</b> 2016	<b>23.0</b> 2016	<b>29.63</b> 2017	-	-	-	<b>27.3</b> 2016
21 Nov	<b>80.1</b> 2007	<b>99.0</b> 2017	<b>30.65</b> 2008	<b>11.0</b> 2010	<b>19.0</b> 2008	<b>0.64</b> 2011	<b>84.9</b> 2007
	<b>30.9</b> 2018	<b>27.0</b> 2008	<b>29.55</b> 2017	-	-	-	<b>25.7</b> 2008
22 Nov	<b>76.8</b> 2010	<b>99.0</b> 2017	<b>30.53</b> 2008	<b>8.3</b> 2017	<b>12.0</b> 2011, 2013	<b>2.30</b> 2013	<b>82.4</b> 2010
	<b>32.5</b> 2008	<b>40.0</b> 2017	<b>29.71</b> 2014	-	-	-	<b>27.9</b> 2008
23 Nov	<b>81.2</b> 2010	<b>99.0</b> 2011, 2017	<b>30.50</b> 2013	<b>8.0</b> 2012, 2013	<b>18.0</b> 2018	<b>0.27</b> 2014	<b>85.6</b> 2010
	<b>32.0</b> 2017	<b>24.0</b> 2017	<b>29.37</b> 2014	-	-	-	<b>28.0</b> 2015
24 Nov	<b>79.9</b> 2010	<b>99.0</b> 2011, 2017	<b>30.56</b> 2013	<b>11.0</b> 2010	<b>17.0</b> 2008	<b>0.14</b> 2013	<b>84.7</b> 2010
	<b>33.4</b> 2013	<b>25.0</b> 2008	<b>29.49</b> 2017	-	-	-	<b>27.5</b> 2013
25 Nov	<b>76.3</b> 2010	<b>99.0</b> 2011, 2017	<b>30.38</b> 2008	<b>13.4</b> 2018	<b>26.0</b> 2018	<b>0.90</b> 2013	<b>81.9</b> 2010
	<b>33.4</b> 2008	<b>23.0</b> 2008	<b>29.55</b> 2017	-	-	-	<b>28.9</b> 2013
26 Nov	<b>78.7</b> 2012	<b>99.0</b> 2017	<b>30.41</b> 2016	<b>10.0</b> 2011, 2012	<b>17.9</b> 2018	<b>1.24</b> 2013	<b>82.9</b> 2012
	<b>32.0</b> 2018	<b>26.0</b> 2010	<b>29.81</b> 2017	-	-	-	<b>26.8</b> 2018
27 Nov	<b>73.7</b> 2008	<b>99.0</b> 2017	<b>30.52</b> 2014	<b>8.0</b> 2011	<b>16.0</b> 2011	<b>0.25</b> 2015	<b>76.1</b> 2015
	<b>27.3</b> 2013	<b>18.0</b> 2010	<b>29.68</b> 2017	-	-	-	<b>22.8</b> 2013
28 Nov	<b>74.3</b> 2017	<b>98.0</b> 2017	<b>30.48</b> 2013	<b>7.0</b> 2010, 2016	<b>18.0</b> 2018	<b>1.52</b> 2015	<b>77.9</b> 2016
	<b>26.3</b> 2013	<b>36.0</b> 2011, 2012	<b>29.45</b> 2016	-	-	-	<b>21.7</b> 2013

# Almanac

					
21 Nov	6:57 am	5:20 pm	623 min  	817 min 	
22 Nov	6:58 am	5:20 pm	622 min  	818 min 	
23 Nov	6:59 am	5:19 pm	620 min  	820 min 	
24 Nov	7:00 am	5:19 pm	619 min  	821 min 	
25 Nov	7:01 am	5:19 pm	618 min  	822 min 	
26 Nov	7:01 am	5:19 pm	618 min  	822 min 	
27 Nov	7:02 am	5:18 pm	616 min  	824 min 	
28 Nov	7:03 am	5:18 pm	615 min  	825 min 